

sermon.net

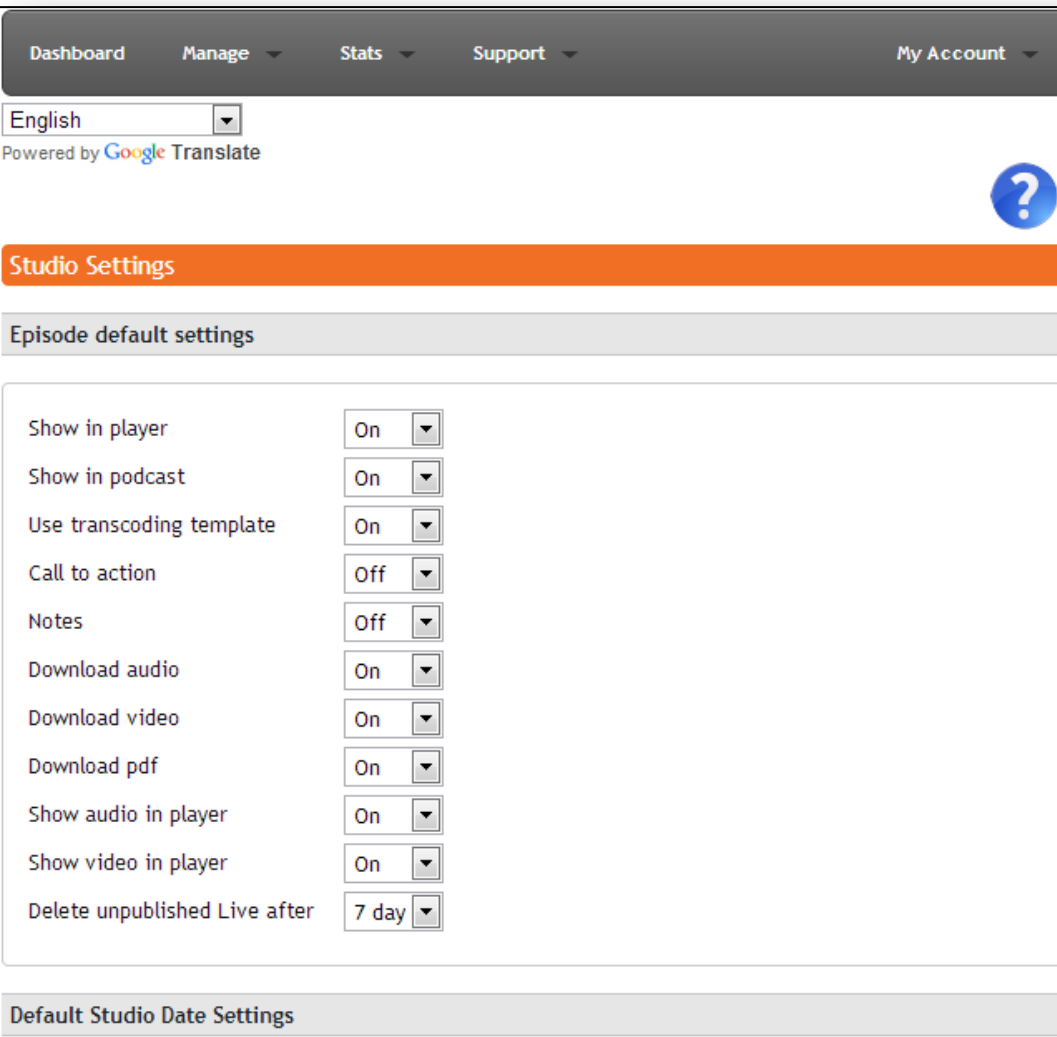
Sermon Studio Features:

Studio Settings

The Studio Settings allow you to create the default settings for all new additions to your account.

Episode Settings

- **Show in Player / Podcast** allows you to hide entire messages that you do not want accessible via player or podcast. Direct access will still be available.
- **Use Transcoding Template** allows you to set up the way media is *published* to your Sermon Studio Archives.
- **Call to Action / Notes** allows you to turn these communications features on or off.
- **Download Audio / Video / PDF** allows you to prevent the downloading of your media.
- **Show Audio / Video in Player** allows you to hide other formats during playback.
- **Delete Unpublished Live After** 1-30 day(s) lets you set up a buffer time after a live broadcast to use the pre-publish trim and manual publishing features when storing those live broadcasts to your Archives.



The screenshot shows the 'Studio Settings' page in a web application. At the top, there is a navigation bar with 'Dashboard', 'Manage', 'Stats', 'Support', and 'My Account'. Below this is a language selector set to 'English' and a 'Powered by Google Translate' notice. A blue question mark icon is visible on the right. The main content area is titled 'Studio Settings' and contains a section for 'Episode default settings'. This section lists ten settings, each with a dropdown menu:

Setting	Value
Show in player	On
Show in podcast	On
Use transcoding template	On
Call to action	Off
Notes	Off
Download audio	On
Download video	On
Download pdf	On
Show audio in player	On
Show video in player	On
Delete unpublished Live after	7 day

Below this section is a header for 'Default Studio Date Settings'.

Default Studio Date Settings

Date Format:

Timezone:


Default Media Center

Default Media Center:

Default playlist

Playlist Title	ID	Assign
Main Playlist	4000019	<input checked="" type="checkbox"/>
Playlist 1	4000020	<input type="checkbox"/>



Default Studio Artwork



Studio Description

Description:

Language:

Speaker:  

Use Your Own Domain

Set Date Format

- Want episodes listed by year first or month? This setting will allow you to set how the dates appear in the episodes.

Default Media Center / Playlist

- If you have more than one media center or playlist, these settings allow you to select a “main” to display on your Network Channel page within the Sermon Network and on the Sermon Network Apps if those are active (see Apps).

Default Studio Artwork

- This sets the image that will appear automatically in your episodes unless a new image is uploaded.

Studio Description

- This is for the “about us” section of your account. Give a few details so that people will be able to search for your ministry easier.

Use Your Own Domain

Point any domain to our servers and create your own custom delivery urls. Your campus, players and rss feeds will have your domain.

Create an A Record from the desired internet address to the following IP address: 199.88.58.102

Use Your Own Domain

-



If you have any questions, please contact us by email at support@sermon.net, by phone at 1-800-807-1014 between 9:00AM and 5:00PM Central Monday through Friday, or by Submitting a Request through the Support Menu or Helpdesk Icon in your Sermon Studio.